

# The Reauthorization of the Secure Rural Schools & Community Self-Determination Act (*County Payments*)

## FACTS ABOUT GEORGIA COUNTIES AND SCHOOLS

- Georgia School Districts and Counties receive approximately \$2 million in annual funding from SRSCA
- 27 rural counties and school districts in Georgia receive annual funding from SRSCA
- Reauthorization of SRSCA is a priority for rural communities

## LEARN MORE ABOUT SRSCA...

- About the Partnership for Rural America Campaign 2
- Total SRSCA payments by Congressional District 2008 through 2011 7
- SRSCA Payments by Congressional District 8



Chattahoochee-Oconee  
National Forest



## Secure Rural Schools & Community Self-Determination Act (SRSCA) A “Contract” between the Federal Government and Rural Counties

The Secure Rural Schools & Community Self-Determination Act is a contract based upon a historic partnership between the federal government and forested counties.

In 1911, the Weeks Act authorized the purchase of lands in the eastern and southern US to protect the headwaters of navigable streams. These lands were to be maintained as National Forests and the Act required that, “five percentum of all monies received during any fiscal year from each National Forest...shall be paid to the States...for the benefit of the public schools and public roads of the county or counties in which such National Forests are situated...” In

1913 Agricultural Appropriations Bill language was added to the Weeks Act wherein the 5% was changed to 25% of revenue generated by activity on these lands. The Clarke McNary Act of 1924 expanded the purchase authority to the rest of the US and eliminated the requirement that the lands be acquired to protect navigable waters.

The 25% return was critical to the health of rural forested county schools and services. This is especially true as nationwide National Forests include 190 million acres and can cover as much as 87% of land mass in some counties. The 25% share worked well until the 1980’s when harvesting was greatly

reduced by environmental laws and public policy changes. This created a fiscal crisis for rural counties and schools. The “contract” was in jeopardy.

In response, Congress passed the Secure Rural Schools and Community Self Determination Act in 2000 to ensure the terms of the contract were met. In many cases it is the only thing standing between rural counties and schools and financial ruin.

In 2008, SRSCA provided approximately \$520 million in funding to 729 rural counties and school districts across the nation.

**Reauthorization of SRSCA is critical for resource constrained rural Georgia counties, schools and communities.**

## SRSCA Funding to Georgia

- In 2008, Georgia school districts and counties received \$2.05 million in funding from SRSCA
- From 2008 to 2011, rural Georgia is projected to receive \$7.2 million in SRSCA Funding
- SRSCA funding to Georgia will decline by almost 93% from \$2.05 million in 2008 to \$144,672 in 2012—a loss of \$1.9 million

## About the Partnership for Rural America Campaign

**Take an Active Role Now: Join the SRSCA Reauthorization Effort in Georgia**

*Georgia counties affected by the Act should take a leading role in the reauthorization Campaign.*

Participate in the Campaign and the grass roots efforts by becoming a member of a Regional Coalition Action Team.

Sign up on our website or contact: Joel Yelverton, Marc Kelley, or Carolyn Wasem at (877) 778-7252.

### Our Goal:

To renew the contract between the Federal government and rural communities through a long-term (ten-year) reauthorization of the Secure Rural Schools and Community Self-Determination Act (County Revenue Sharing Programs).

### Our Purpose:

The purpose of the Partnership for Rural America is to promote the economic and social health of rural America by actively building a broad-based partnership to support the long-term reauthorization and appropriation of the Secure Rural Schools and Community Self-Determination Act.

The Partnership for Rural America Campaign provides interactive maps of state and county level SRSCS payments on our website.

Link to our website to find additional information on the history of SRSCA and additional information about funding for your parish or state, or **sign up to be a volunteer to support our activities on behalf of Georgia.**

<http://www.partnershipforruralamerica.org>

### Our Partnership with the National Forest Counties and Schools Coalition

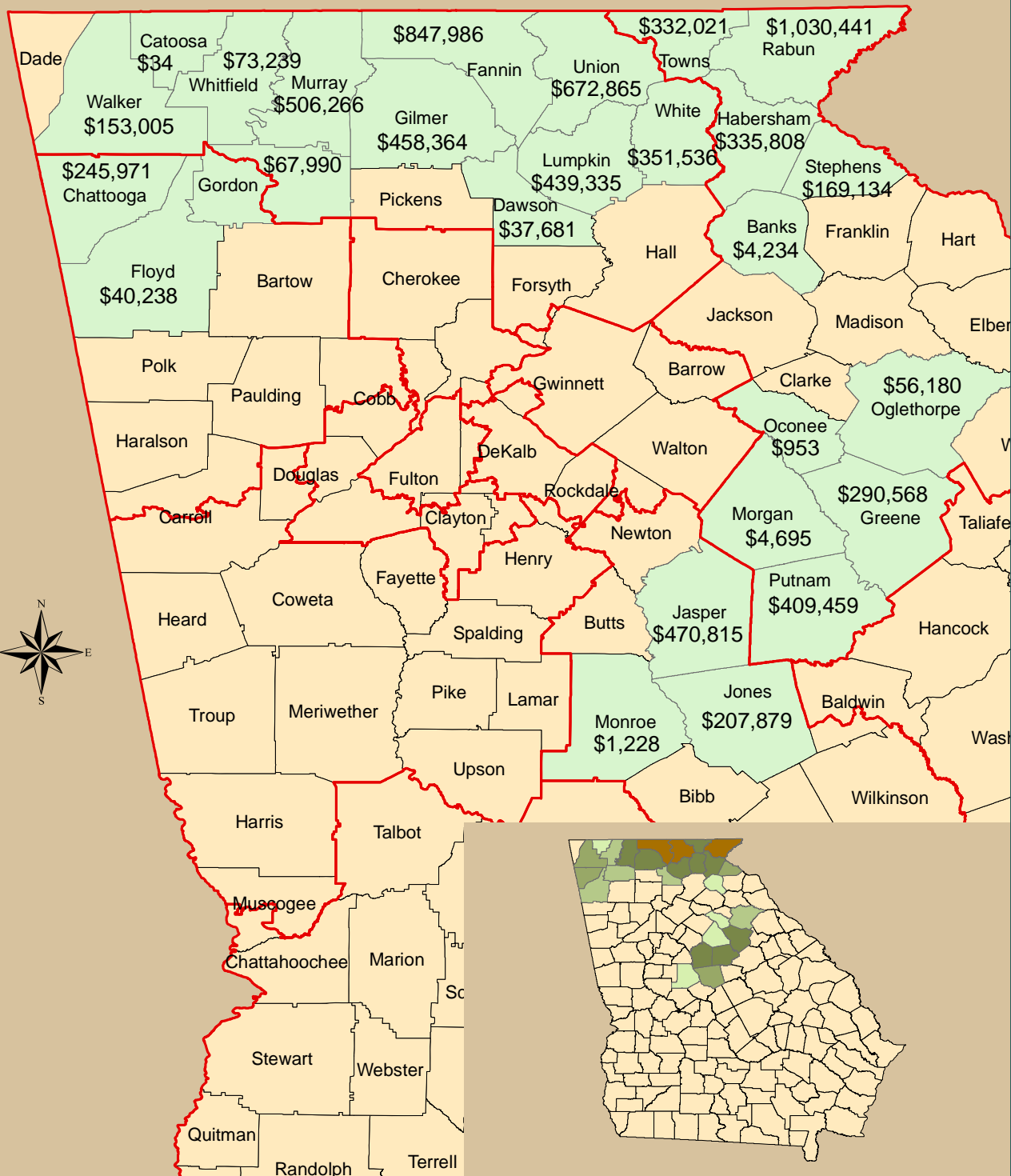
A nationwide Partnership for Rural America Campaign was initiated by the National Forest Counties and Schools Coalition in 2009. The Partnership for Rural America Campaign works together with the National Forest Counties and Schools Coalition to provide support for the reauthorization of funding for SRSCA. The mission of the National Forest Counties and Schools Coalition is to actively initiate, coordinate, and monitor activities regarding the multiple use management of public and private lands that affect their health, productivity, and sustainability; these activities also impact the economic and social vitality of forest and rural county communities, families, schools, and local governments.

Activities of the National Forest Counties and Schools Coalition may include, but are not limited to:

- Monitoring and supporting full implementation of the counties and schools safety net legislation. Actively engaging with those activities which support and enhance the implementation of the legislation.
- Monitoring and engaging in development of policy, regulations, and legislation.
- Initiating and coordinating communications, media outreach, education, and public relations programs.
- Collaborating with other organizations in monitoring and supporting key legislation.

# SRSCA Payments to Georgia 2008 through 2011 by County

## Georgia SRSCA Payments by County Total 2008 through 2011: \$7,207,928



## Georgia Rural Schools


Statewide, there are approximately 126,600 school-aged children living in Georgia counties that receive SRSCA funding. In Greene County (Congressional District 10), one of the poorest Georgia counties, the poverty rate among school-aged children is 77% (Source: Georgia Board of Education). Greene County received \$88,665 in SRSCA funding in 2008; if SRSCA is not reauthorized this payment will decrease to \$18,494 in 2012.

There are approximately 2,300 school children enrolled in Rabun County Schools (Congressional District 9); 70 percent of these children live in poverty. In 2008, Rabun County received \$282,397 in SRSCA payments; this amount will drop to \$12,778 in 2012 if SRSCA is not reauthorized.

The average poverty rate for Georgia SRSCA counties was 51%.

**SRSCA dollars are critical to Georgia schools. The loss of SRSCA funding will have serious consequences for rural school districts.**

There are approximately 867,196 acres of National Forest land in the state of Georgia; the average SRSCA payment per acre was \$1.95 in FY 2010.



The Conasauga River—Chattahoochee National Forest

## SRSCA Payments to Georgia 2008 through 2012 by County

County	FY 2008	FY 2009	FY 2010	FY 2011 Projected	FY 2012 estimated*	Decrease from 2008 to 2012
Banks	\$1,241	\$1,105	\$974	\$913	\$56	-\$1,186
Catoosa	\$9	\$9	\$8	\$8	\$1	-\$9
Chattooga	\$65,791	\$65,779	\$60,275	\$54,126	\$1,662	-\$64,129
Dawson	\$10,367	\$9,207	\$9,126	\$8,980	\$583	-\$9,785
Fannin	\$243,698	\$222,567	\$198,676	\$183,045	\$9,105	-\$234,593
Floyd	\$10,753	\$11,045	\$9,553	\$8,887	\$568	-\$10,186
Gilmer	\$129,040	\$116,181	\$110,386	\$102,757	\$4,748	-\$124,292
Gordon	\$18,025	\$17,055	\$16,878	\$16,032	\$692	-\$17,332
Greene	\$88,665	\$79,165	\$67,909	\$54,828	\$18,494	-\$70,171
Habersham	\$92,673	\$88,779	\$81,143	\$73,213	\$3,394	-\$89,279
Jasper	\$139,141	\$122,046	\$110,808	\$98,820	\$21,072	-\$118,069
Jones	\$60,344	\$55,243	\$49,131	\$43,162	\$11,545	-\$48,799
Lumpkin	\$125,501	\$108,274	\$107,645	\$97,915	\$4,910	-\$120,590
Monroe	\$378	\$336	\$285	\$230	\$174	-\$203
Morgan	\$1,334	\$1,179	\$1,118	\$1,064	\$298	-\$1,035
Murray	\$140,632	\$128,711	\$123,675	\$113,249	\$4,421	-\$136,211
Oconee	\$291	\$246	\$218	\$199	\$109	-\$182
Oglethorpe	\$16,720	\$15,160	\$12,532	\$11,767	\$2,615	-\$14,105
Putnam	\$120,684	\$106,396	\$93,597	\$88,782	\$26,042	-\$94,642
Rabun	\$282,397	\$262,543	\$254,740	\$230,762	\$12,778	-\$269,619
Stephens	\$49,726	\$43,702	\$40,614	\$35,092	\$2,002	-\$47,724
Towns	\$99,445	\$86,751	\$76,860	\$68,965	\$4,931	-\$94,514
Union	\$188,652	\$176,195	\$162,505	\$145,513	\$8,394	-\$180,258
Walker	\$43,755	\$39,602	\$36,287	\$33,361	\$1,616	-\$42,139
White	\$98,339	\$89,827	\$84,483	\$78,887	\$3,458	-\$94,881
Whitfield	\$18,898	\$16,991	\$18,872	\$18,479	\$1,005	-\$17,893
Total	\$2,046,498	\$1,864,094	\$1,728,297	\$1,569,037	\$144,672	-\$1,901,826

\* Source: USDA Forest Service, Estimated county share of 25% payments for FY 2010. When the SRSCA expires at the end of fiscal year 2011, payments to states will be a 25-percent share of a rolling 7-year average annual receipts.

# Resource Advisory Committees

The SRS Act authorizes the use of RACs as a mechanism for local community collaboration with federal land managers in recommending Title II projects on federal lands or that will benefit resources on federal lands. The geographic boundaries of the RACs are determined locally by Forest Service officials in consultation with county and tribal officials and other stakeholders. The RACs are formed to ensure efficient and effective advice to Forest Supervisors and District Rangers responsible for approving and implementing the projects. Each RAC is assigned a Designated Federal Official to serve as the Forest Service point of contact.

The RAC's duties include reviewing proposed forest management projects in accordance with the SRS Act and making recommendations to the Forest Service and providing opportunities for interested parties to participate in the project development process. RAC duties have been expanded to include monitoring of project progress and making recommendations for appropriate changes to projects being monitored.

It is the Forest Service's responsibility to ensure that RACs are balanced and diverse with equal representation from industry, environmental groups, elected officials and local people as outlined in the SRS Act.

## Officers and Membership in Resource Advisory Committees

Each RAC shall consist of 15 members appointed by the Secretary of Agriculture. Committee members shall be representative of the interests of the following three categories:

### Category A

- Organized labor or non-timber forest product harvester groups
- Developed outdoor recreation, off highway vehicle users, or commercial recreation vehicles
- Energy and mineral development interests; or commercial or recreational fishing interests
- Commercial timber industry
- Federal Grazing or other land use permittees or represent non-industrial private forest land owners, within the area for which the RAC is organized

### Category B

- Nationally recognized environmental organizations
- Regionally or locally recognized environmental organizations
- Dispersed recreational activities
- Archaeological and historical interests
- Nationally or regionally recognized wild horse and burro interest groups, wildlife or hunting organizations, or watershed associations

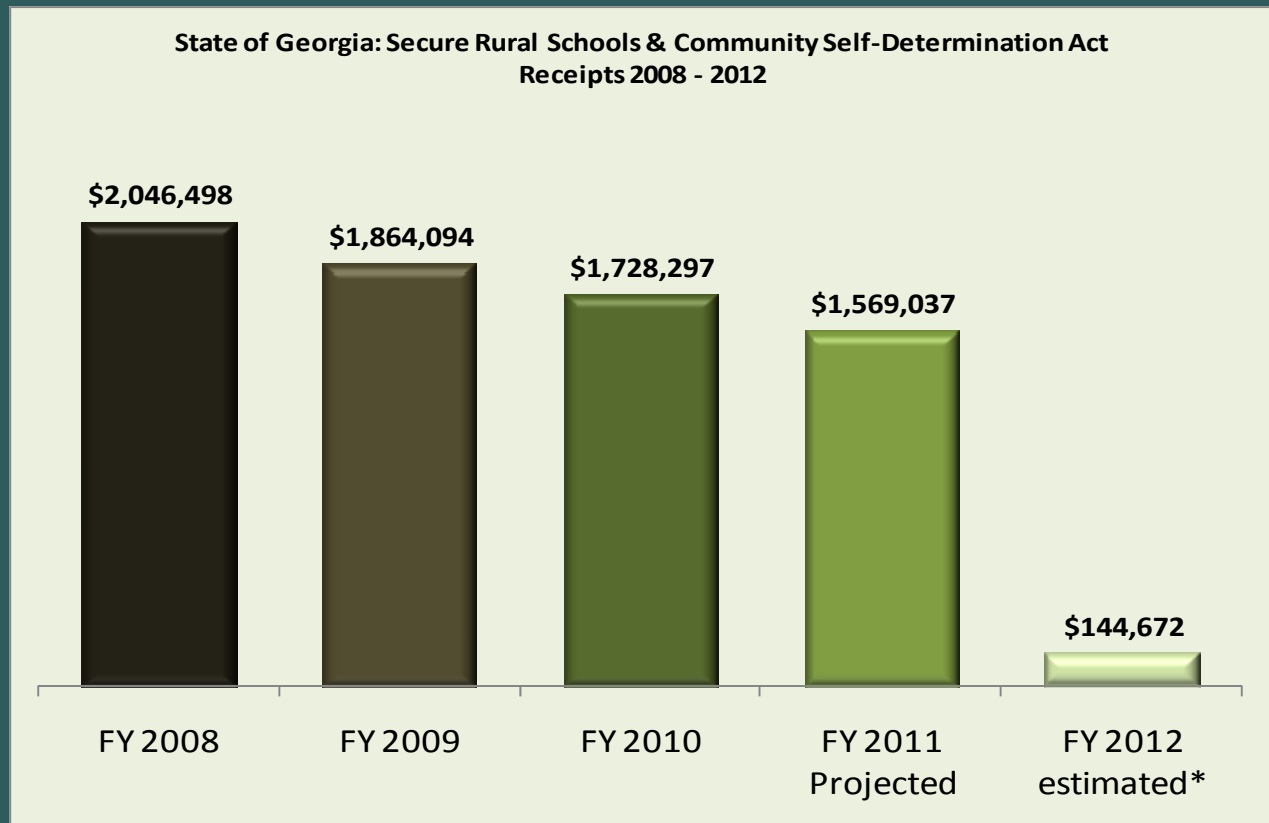
### Category C

- State elected official or their designee
- County or local elected official
- American Indian tribes within or adjacent to committee area
- School official or teachers

*Source: U.S.D.A Forest Service*

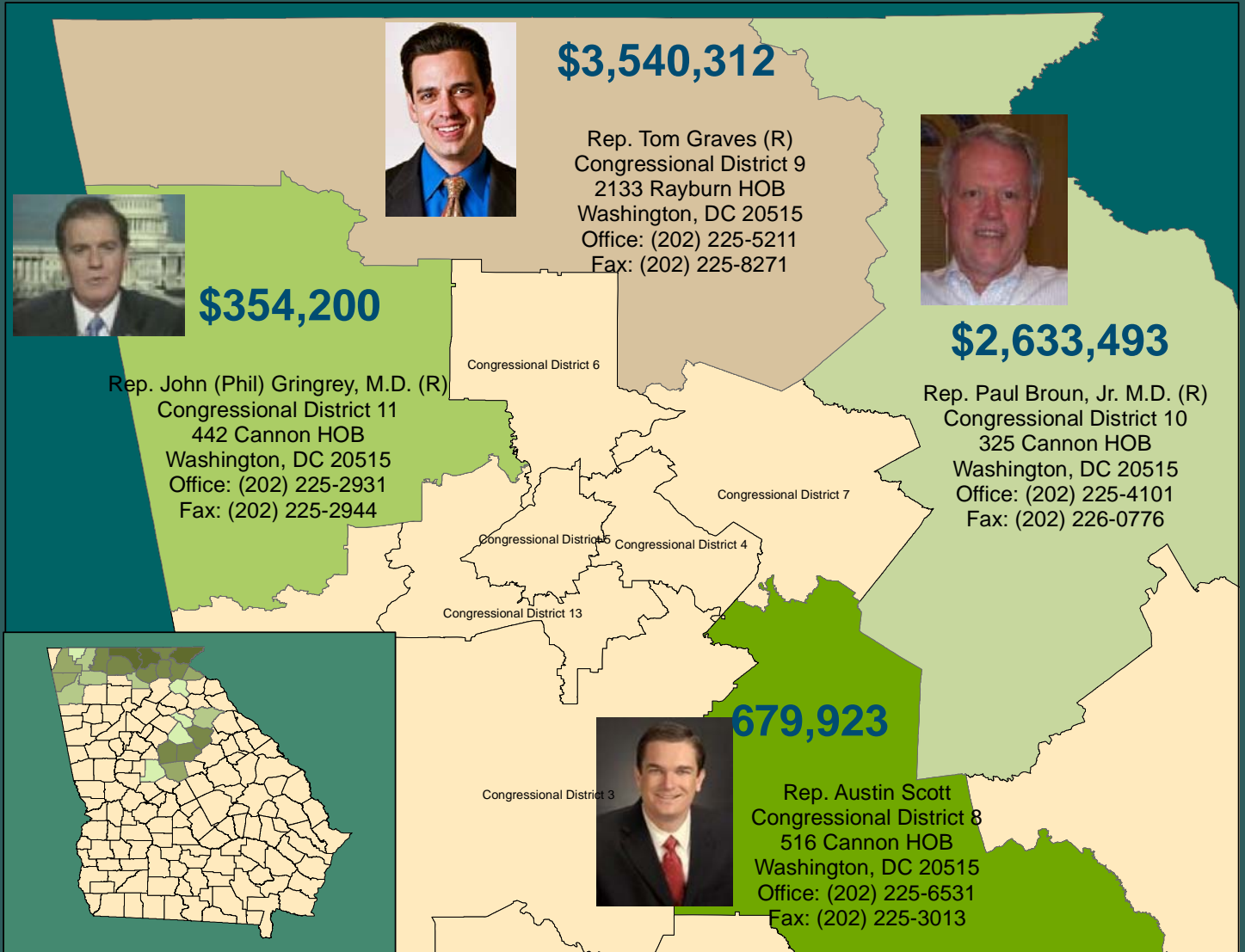
## SRSCA Payments to Georgia 2008 through 2012 by Congressional District

District	FY 2008	FY 2009	FY 2010	FY 2011	FY 2012	Decrease from 2008 to 2012
Austin Scott ( R-8 )	\$199,862	\$177,625	\$160,223	\$142,212	\$32,791	-\$167,072
Paul Broun ( R-10 )	\$753,176	\$685,027	\$629,705	\$565,586	\$70,719	-\$682,457
John (Phil) Gringrey ( R-11 )	\$94,569	\$93,879	\$86,706	\$79,045	\$2,923	-\$91,646
Tom Graves ( R-9 )	\$998,891	\$907,563	\$851,663	\$782,194	\$38,240	-\$960,652
<b>State Total</b>	<b>\$2,046,498</b>	<b>\$1,864,094</b>	<b>\$1,728,297</b>	<b>\$1,569,037</b>	<b>\$144,672</b>	<b>(\$1,901,826)</b>



Total SRSCA Funding from 2008 to 2011	
Austin Scott ( R-8 )	\$679,923
Paul Broun ( R-10 )	\$2,633,493
John (Phil) Gringrey ( R-11 )	\$354,200
Tom Graves ( R-9 )	\$3,540,312
<b>State Total</b>	<b>\$7,207,928</b>

# SRSCA Payments to Georgia from 2008 to 2011: \$7,207,928



**Senator Saxby Chambliss (R)**

416 Russell Senate Office Building

Washington, DC 20510

Office: (202) 224-3521

Fax: (202) 224-0103



**Senator John Isakson (R)**

120 Russell Senate Office Building

Washington, DC 20510

Office: (202) 224-3643

Fax: (202) 228-0724

- Georgia received \$2,046,499 in 2008
- This number will fall to \$144,672 in 2012
- This is a loss of almost \$1.9 million

## TAKE AN ACTIVE ROLE NOW

Partnership for Rural America Campaign

113 Green Oak Cove ~ Clinton, MS 39056

Joel Yelverton or Marc Kelley Phone: (877) 778-7252

<http://www.partnershipforruralamerica.org>